



MINISTRY OF BUSINESS,  
INNOVATION & EMPLOYMENT  
HIKINA WHAKATUTUKI

## The Canterbury Rebuild by the Numbers *As at Q2 2015*

Prepared for Mayoral Forum



Before we begin...



### Key Notes:

- 1) All figures contained within are based on data available in June 2015 (unless otherwise specified)
- 2) All modelling is based on a set of assumptions – this is a continuous work in progress and is currently being updated with the most recent available data
- 3) Given the scale and complexity of the rebuild programme, trends and figures will change
- 4) Finally...MBIE accept no liability for any decisions made based on the information provided within this presentation



MINISTRY OF BUSINESS,  
INNOVATION & EMPLOYMENT  
HIKINA WHAKATUTUKI

# Agenda

## Rebuild Progress to Date

*How far are we through?*

1

## Construction Forecast Model

*How long until the rebuild is complete?*

2

## Forecast by Construction Type

*Deep dive into the construction types*

3

## Canterbury Labour Market Trends

*The latest labour market trends and insights*

4



MINISTRY OF BUSINESS,  
INNOVATION & EMPLOYMENT  
HIKINA WHAKATUTUKI

1

## Canterbury: A Region Under Construction



Central City  
*May 2015*



MINISTRY OF BUSINESS,  
INNOVATION & EMPLOYMENT  
HIKINA WHAKATUTUKI

## 1 Another way to think about it...

If we were to count one number per second, without sleep...

1,000,000  
would take 12 days

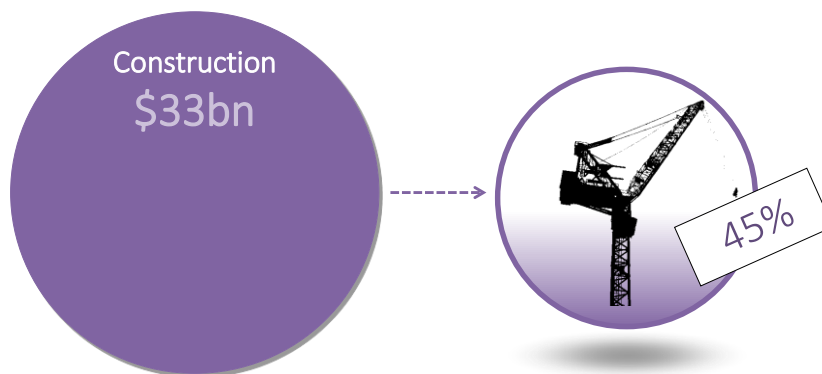
1,000,000,000  
would take 31 years and 246 days

33,000,000,000  
would take 1,045 years and 267 days



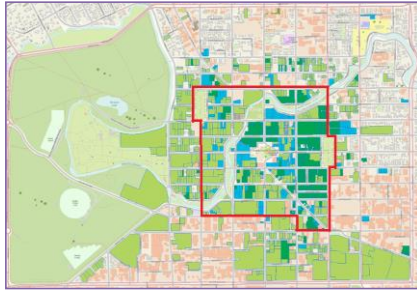
MINISTRY OF BUSINESS,  
INNOVATION & EMPLOYMENT  
HIKINA WHAKATUTUKI

## 1 How far are we through the rebuild?



MINISTRY OF BUSINESS,  
INNOVATION & EMPLOYMENT  
HIKINA WHAKATUTUKI

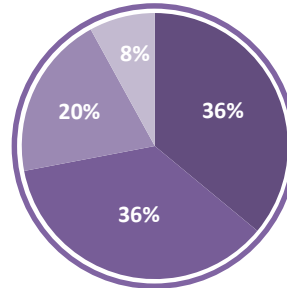
## 1 The Inverse Donut



### Core CBD

- Over 650 land parcels
- Kilmore, Madras, Tuam and Montreal including Innovation precinct

8,000m<sup>2</sup> of mixed use developments in Retail alone

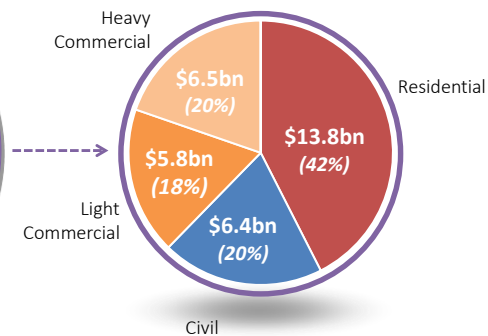


- Development Planned/Initiated
- Construction Underway/Complete
- Development/Planning TBC
- Info not available



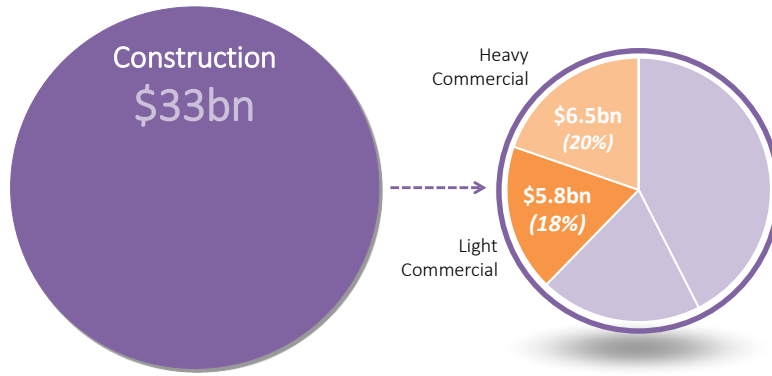
MINISTRY OF BUSINESS,  
INNOVATION & EMPLOYMENT  
HIKINA WHAKATUTUKI

## 1 Breakdown by Construction Type




MINISTRY OF BUSINESS,  
INNOVATION & EMPLOYMENT  
HIKINA WHAKATUTUKI

## 1 Breakdown by Construction Type

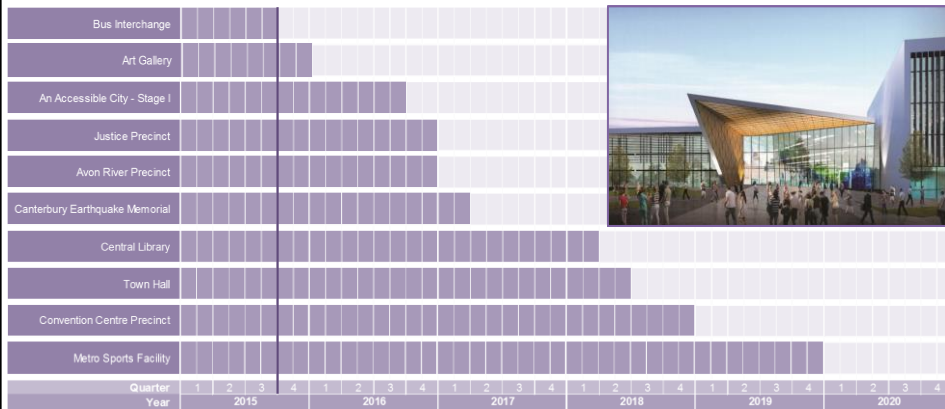


## 1 Commercial Construction



1

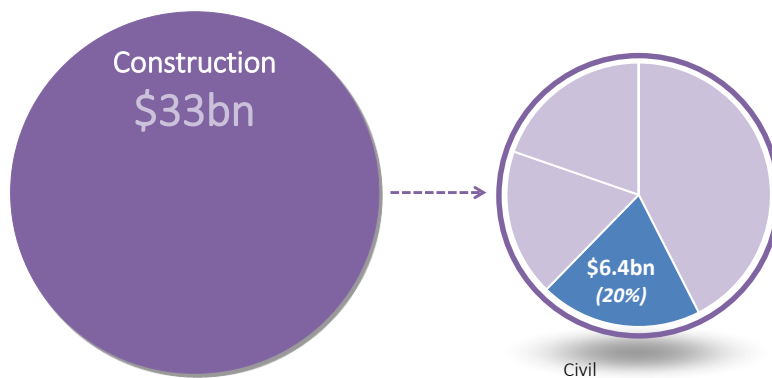
## Inner City Public Project Timelines



MINISTRY OF BUSINESS,  
INNOVATION & EMPLOYMENT  
HIKINA WHAKATUTUKI


1

## Breakdown by Construction Type



MINISTRY OF BUSINESS,  
INNOVATION & EMPLOYMENT  
HIKINA WHAKATUTUKI

## 1 SCIRT – Completion End 2016



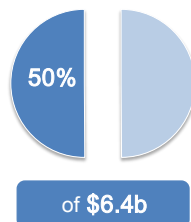
78% of the whole SCIRT programme is complete

78%

(retrieved from SCIRT website on 08/10/15)

 MINISTRY OF BUSINESS,  
INNOVATION & EMPLOYMENT  
HIKINA WHAKATUTUKI

## 1 Civil Construction

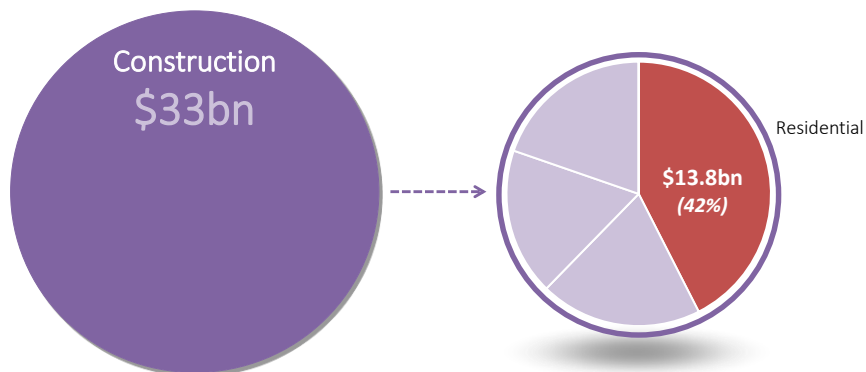


Considerable Activity Beyond  
2016



 MINISTRY OF BUSINESS,  
INNOVATION & EMPLOYMENT  
HIKINA WHAKATUTUKI

## 1 Breakdown by Construction Type



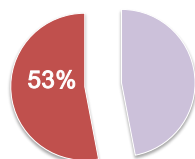
## 1 Residential



EQR Home Repair Programme **98% Complete**

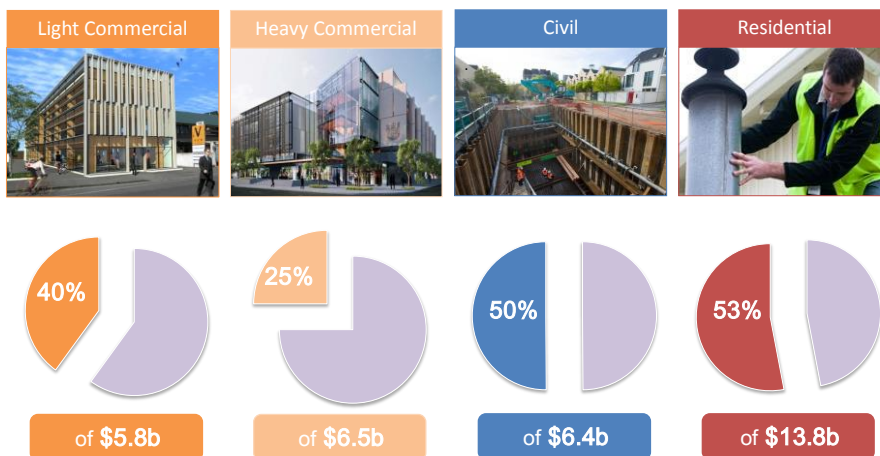
**43% Complete** Insurer Managed Repairs/Rebuilds

HNZC Social Housing Rebuild **73% Complete**



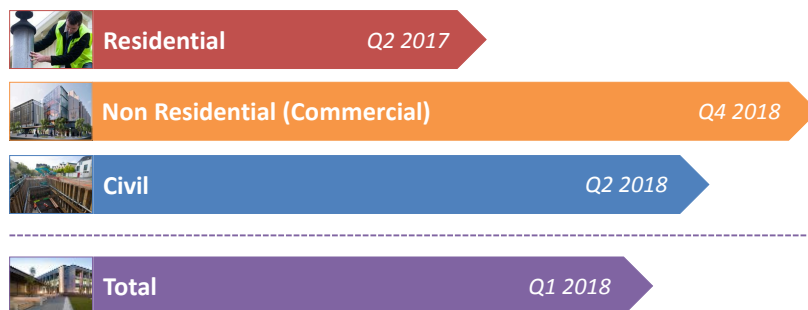
of \$13.8b

## 1 Summary of Progress to Date



MINISTRY OF BUSINESS,  
INNOVATION & EMPLOYMENT  
HIKINA WHAKATUTUKI

## 1 When will we reach the 80% mark?

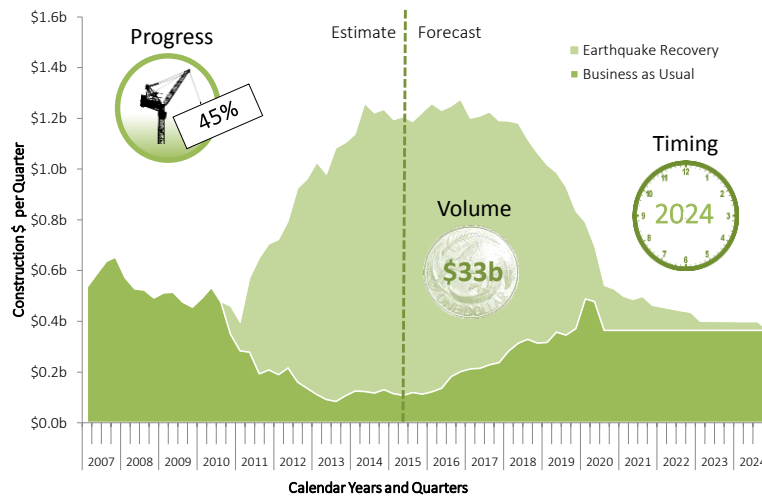


Calendar Quarters	Q4	Q1	Q2	Q3	Q4	Q1	Q2	Q3	Q4	Q1	Q2	Q3	Q4
Year	2015	2016				2017				2018			



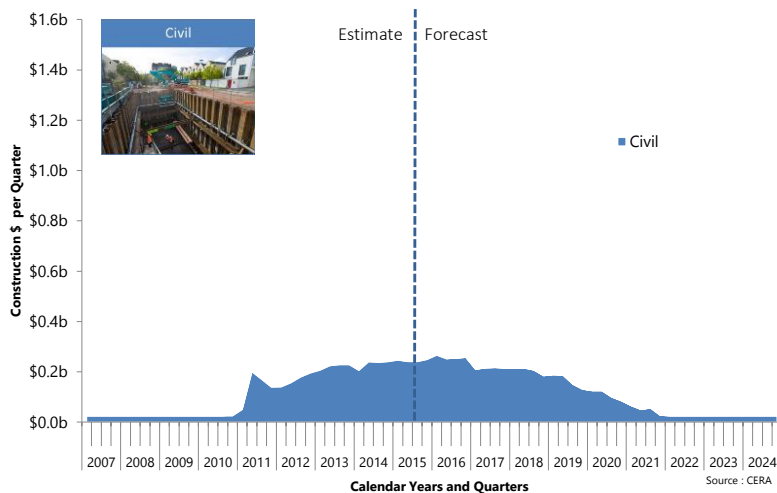
MINISTRY OF BUSINESS,  
INNOVATION & EMPLOYMENT  
HIKINA WHAKATUTUKI

## 2 Constrained Construction Forecast (2012 \$\$)



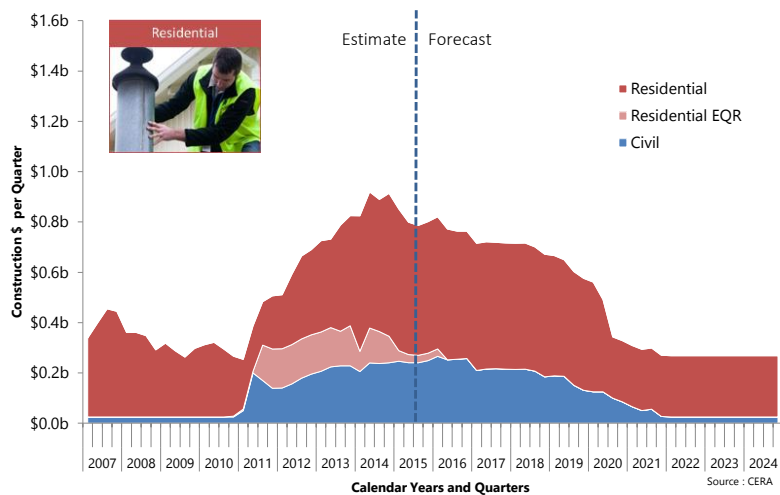
MINISTRY OF BUSINESS,  
INNOVATION & EMPLOYMENT  
HIKINA WHAKATUTUKI

## 3 Type of Construction



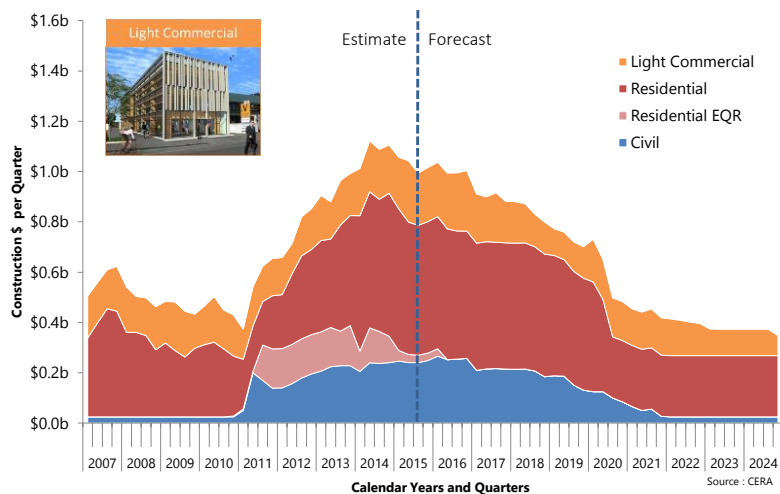
MINISTRY OF BUSINESS,  
INNOVATION & EMPLOYMENT  
HIKINA WHAKATUTUKI

### 3 Type of Construction



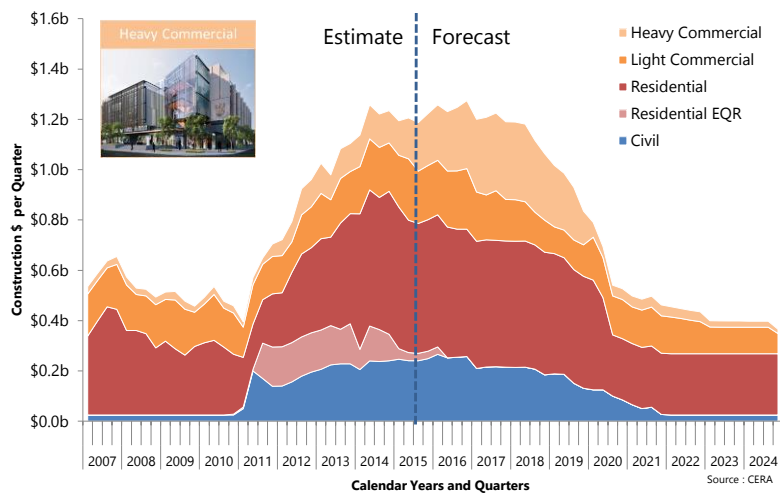
MINISTRY OF BUSINESS,  
INNOVATION & EMPLOYMENT  
HIKINA WHAKATUTUKI

### 3 Type of Construction



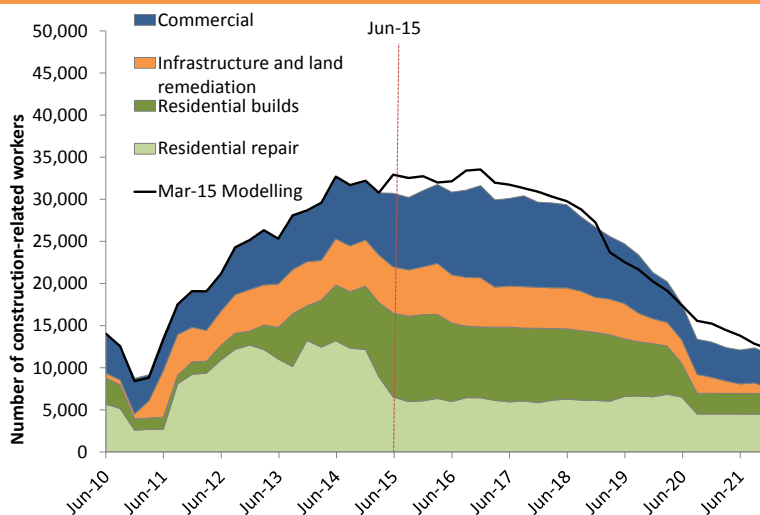
MINISTRY OF BUSINESS,  
INNOVATION & EMPLOYMENT  
HIKINA WHAKATUTUKI

### 3 Type of Construction



MINISTRY OF BUSINESS,  
INNOVATION & EMPLOYMENT  
HIKINA WHAKATUTUKI

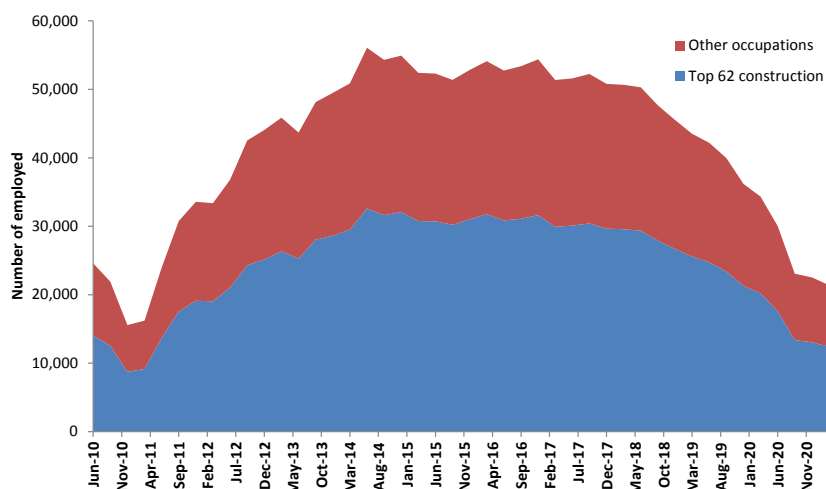
### 4 Construction Employment Projections



MINISTRY OF BUSINESS,  
INNOVATION & EMPLOYMENT  
HIKINA WHAKATUTUKI

Confidential - not for public release

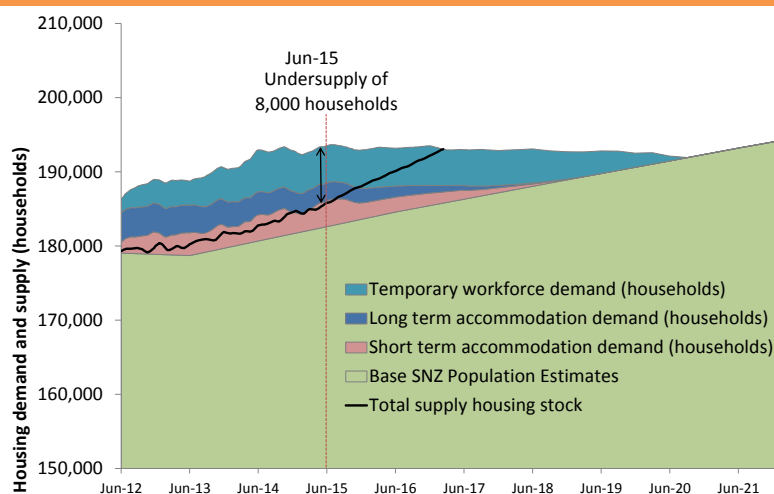
#### 4 Occupation Projections (Construction/Other)



MINISTRY OF BUSINESS,  
INNOVATION & EMPLOYMENT  
HIKINA WHAKATUTUKI

Confidential - not for public release

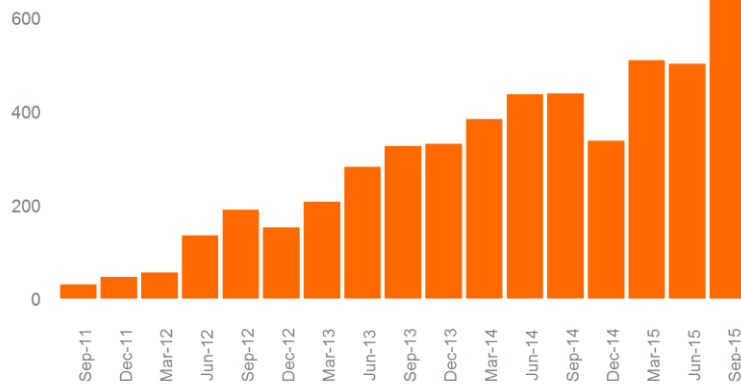
#### 4 Accommodation Supply/Demand Projections



MINISTRY OF BUSINESS,  
INNOVATION & EMPLOYMENT  
HIKINA WHAKATUTUKI

Confidential - not for public release

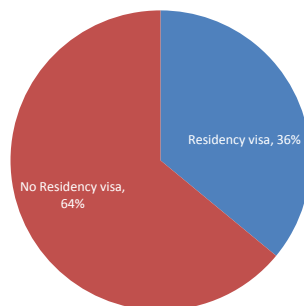
#### 4 Rebuild-related Work Visa Arrivals



MINISTRY OF BUSINESS,  
INNOVATION & EMPLOYMENT  
HIKINA WHAKATUTUKI

#### 4 Transitions to Residence

2011/12 and 2012/13 work visas



MINISTRY OF BUSINESS,  
INNOVATION & EMPLOYMENT  
HIKINA WHAKATUTUKI

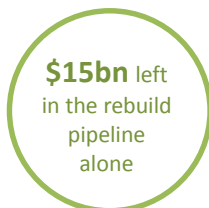
## 5 Today's Three Key Takeaways

1.



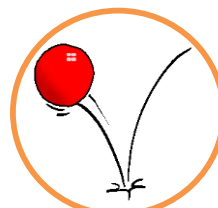
We've come a long way...

2.



...we have a fair bit to go...

3.



...but what goes up, must come down!



MINISTRY OF BUSINESS,  
INNOVATION & EMPLOYMENT  
HIKINA WHAKATUTUKI

# Thank You – Any Questions?

Public Sector Rebuild: Josh Fedder – T 021 050 1355

Construction Market Dynamics: Tyrone Fields – T 021 100 4590

Labour Market Trends: Mike Webster – T 027 899 5751



MINISTRY OF BUSINESS,  
INNOVATION & EMPLOYMENT  
HIKINA WHAKATUTUKI